MDATA FINNOVATICS

COMPANY PROFILE

DATA ANALYTICS & BUSINESS AUTOMATION

Less manual work. Clearer numbers. Better decisions.

We automate the everyday work that slows your team down and turn your business data into clear dashboards, so you know where you stand.

For manufacturers, CA firms and growing businesses

Book a Free Discovery Call

Tell us one task that costs your team time. We'll show you how it can be improved.

Workflow Automation & AI Agents

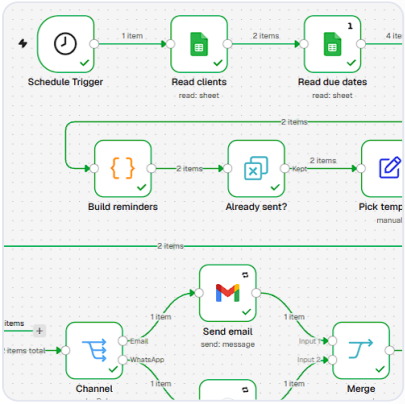

Reminders, data capture and routine messages run on schedule.

Power BI Dashboards & MIS



Key numbers on one screen, with problem areas easy to spot.

Excel Automation & Business Tools

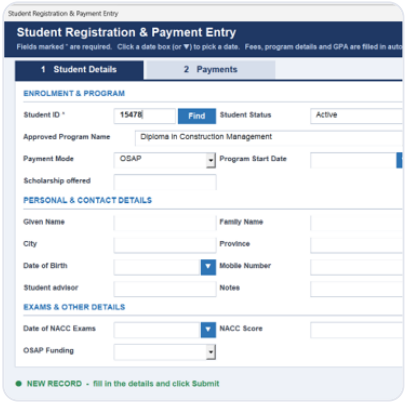

Data-entry forms, built-in checks and one-click reports.

1,200+
Projects delivered

40+
Countries served

MOS Expert
Microsoft Office Specialist

+91 93546 74901
support@mdatafinnovatics.com
www.mdatafinnovatics.com

Scan to book a free discovery call
via WhatsApp

SOUND FAMILIAR?

Your team works hard. But too much of that work is manual.

Many growing businesses run on Excel sheets, WhatsApp messages and late reports. Here's what changes when routine work is automated.

	TODAY	WITH MDATA FINNOVATICS
Follow-ups	✕ Reminders depend on someone remembering.	✓ Reminders go out on schedule by WhatsApp or email.
Data entry	✕ Data from emails, PDFs and invoices is retyped by hand.	✓ Data is captured and logged automatically, with fewer manual errors.
Reports	✕ Staff spend days each month building MIS reports.	✓ Dashboards refresh on a schedule. Open them and decide.
Visibility	✕ Decisions wait for numbers that arrive late.	✓ Up-to-date numbers by plant, team, customer and month.
Excel work	✕ The same copy-paste steps, every day.	✓ One click runs the repetitive steps for you.

OUR SERVICES

Three services. Choose the one you need, or combine them.

Each takes repetitive work off your team and puts clear numbers in front of you.

N8N + AI

Workflow Automation & AI Agents

Your apps work together. Reminders, data capture and routine messages run automatically.

OR

MICROSOFT POWER BI

Power BI Dashboards & MIS

Dashboards that show what's working, what's not, and what needs action.

OR

EXCEL · VBA · POWER QUERY

Excel Automation & Business Tools

Forms, built-in checks, one-click reports and invoices that reduce manual errors.

✓ These are independent options, not steps in a sequence. Start with the one that solves your biggest problem today.

WHO WE ARE

A data partner built on real business experience

Mdata Finnovatics is a data analytics and automation consultancy based in Faridabad, Delhi NCR.

Our corporate background at **TCS** and **Aon** means we understand how finance, operations and management teams work.

We don't sell software. We solve the business problem behind it, and you work directly with the person who builds your solution.

MEET THE FOUNDER

Pradeep Kumar

Founder & Lead Consultant, Mdata Finnovatics

- Microsoft Office Specialist – Expert
- Corporate experience with TCS and Aon
- Fiverr Pro | Top Rated Seller
- 1,200+ projects across 40+ countries

Why clients choose us

Business first

We start with your problem, not a tool.

Direct access

Work one-to-one with the expert.

Simple to use

Clean tools your team can run easily.

Confidential

Client names and data are never shared.

Industries we work with

Manufacturing & Auto Components · Engineering & Fabrication · CA & Accounting Firms · Trading & Logistics · Education & Training · Service & Back-office Teams

What clients say

★★★★★

"Mr Pradeep has excellent knowledge of Excel and of Visual Basic. He is very fast and responsive on the job. Would recommend his services to all."

Harmit S. · India

★★★★★

"Pradeep was very responsive and prioritized my last-minute deadline. Blown away by the level of work and attention to detail."

Jordian S. · USA

SERVICE 01 n8n + AI

Workflow Automation & AI Agents

We connect the apps you already use so routine work runs on schedule: fewer missed follow-ups, less copy-paste, and AI agents that help read, sort and draft replies.

Works with WhatsApp · Gmail / Outlook · Sheets & Excel · Tally / Zoho · Calendar · CRM · AI models

FEATURED AUTOMATION

Automatic due-date reminders

For CA firms & finance teams

BUSINESS PROBLEM

A finance team manually tracks client deadlines and follows up by email or WhatsApp.

OUR SOLUTION

An n8n workflow checks due dates, identifies pending clients, prepares reminders and logs the follow-ups.

BUSINESS BENEFIT

Less manual tracking, more consistent communication and better visibility into outstanding actions.

THE WORKFLOW IN N8N

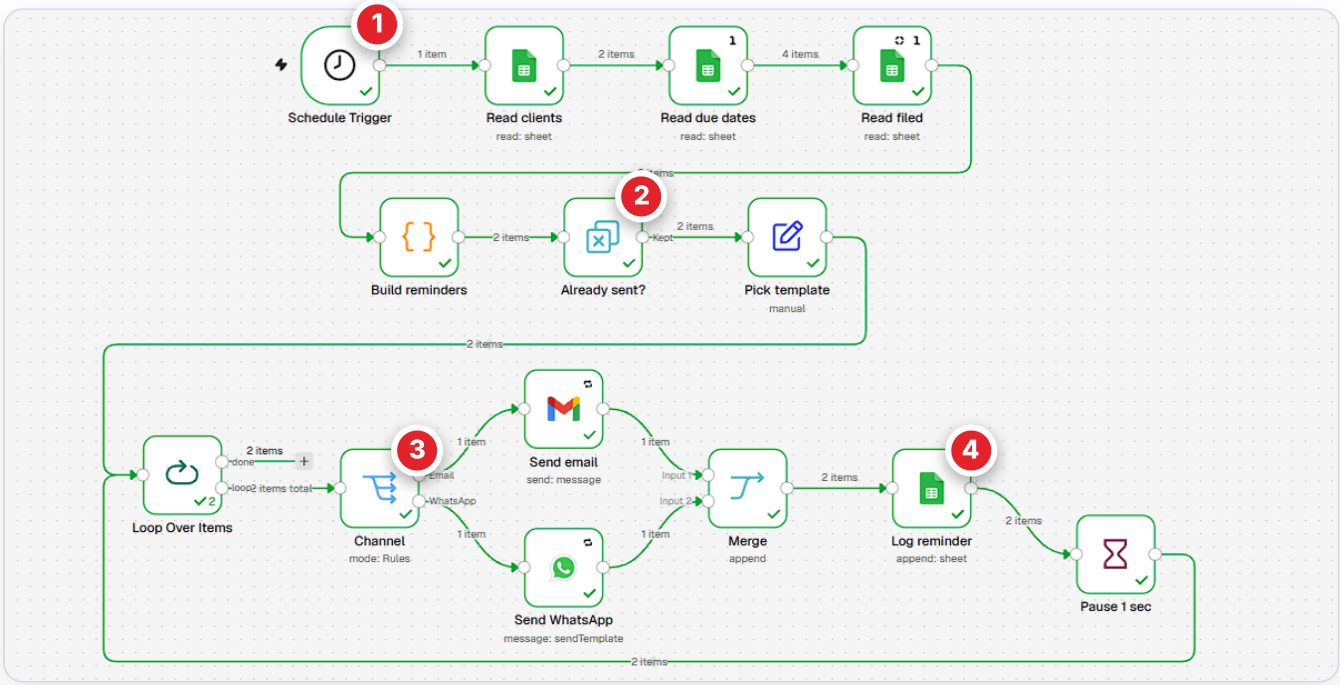

1. Runs automatically every morning
2. Skips clients already filed or reminded
3. Sends each reminder by email or WhatsApp
4. Logs every reminder in your sheet

More automations we build

AI email assistant

Reads new emails, summarises them and drafts a reply for your approval.

✓ Less time spent sorting the inbox

AI personal assistant

Ask in plain words to book meetings, log expenses or send emails.

✓ One assistant for calendar, email, expenses

Cost-efficient automation. Platform costs (n8n hosting, WhatsApp messaging, AI/API usage) are explained upfront.

SERVICE 02 Microsoft Power BI

Power BI Dashboards & MIS Reporting

All your key numbers on one screen: sales, production, inventory, collections and people. Supports scheduled refresh from Excel, Tally exports or your ERP, so your MIS is ready when management needs it.



1. Key numbers at a glance, against target and last year
2. Filter by year, plant or customer segment in one click
3. Monthly trend against target shows where you are behind
4. Problem areas, such as overdue receivables, stand out

WHAT MANAGEMENT CAN ACT ON

Overdue receivables
Spot overdue customers early and follow up.

Production efficiency
Catch lines falling behind target early.

Report preparation time
Less time building MIS, more time acting.

What you get

- **Scheduled refresh** — Less manual month-end work
- **All data in one place** — Excel, Tally, ERP, Google Sheets
- **Drill down** — Company to plant, line or person
- **Targets in colour** — Red, amber, green flag action
- **Laptop & mobile** — Check numbers from anywhere
- **Right access** — Each person sees only their data

Dashboards we build

Sales & Targets · Finance & Receivables · Production & OEE · Inventory & Purchase · Quality & Dispatch · HR & Manpower · Projects & Delivery · Service & AMC

PORTFOLIO

Manufacturing Management Suite

Auto-component & engineering manufacturing

BUSINESS CHALLENGE

Production, stock, quality and manpower figures sat in separate Excel reports, so management waited for month-end to see the full picture.

SOLUTION

One connected Power BI report: a business overview with drill-through pages for production, inventory, quality and manpower.

OUTCOME

Management reviews every area in one place, and problem areas such as lost output, slow stock or rising overtime stand out quickly.

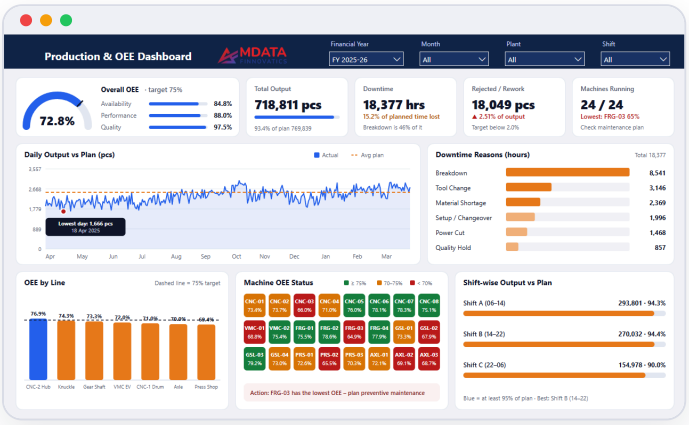

Production & OEE

Output against plan, downtime reasons and OEE by line, machine and shift.

Which machine is losing output, and why?

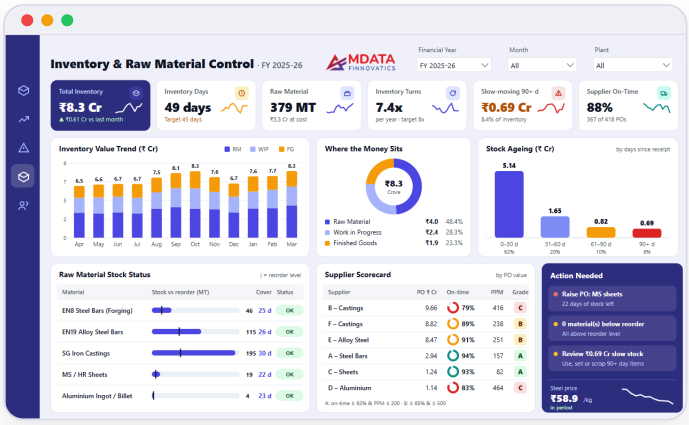

Inventory & Raw Material

Stock value, ageing, reorder status and supplier scorecard.

How much cash is stuck in stock? What should we reorder?

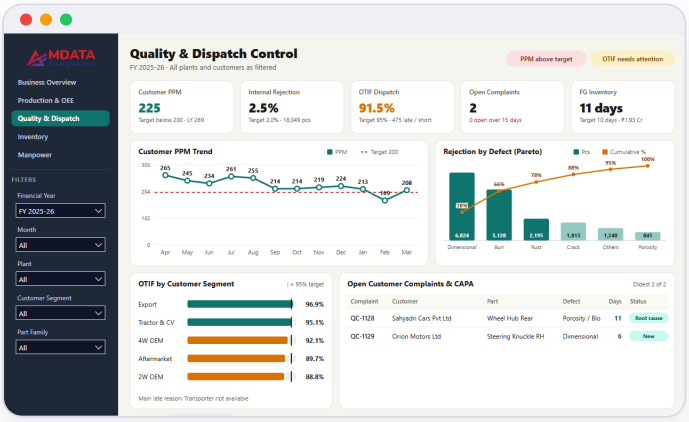

Quality & Dispatch

Customer PPM, rejection Pareto, on-time delivery and open complaints.

Where do rejections come from? Are we on time?



Manpower & Productivity

Headcount, attendance, overtime, labour cost and contractor compliance.

Where is overtime going? Is labour cost under control?

PORTFOLIO

Built for leadership, and for every team

Executive Command Centre · for engineering & project companies



Are we on budget this year?

Revenue against budget, with the gap explained step by step.

Which projects are at risk of delay?

Every major project with margin, progress and days late.

Is the order pipeline strong enough?

Enquiries to orders, and backlog by product line.

Also built for teams

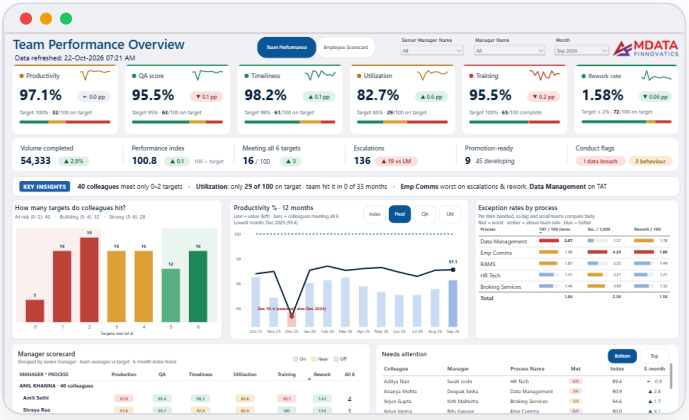

Team Performance Overview

Which teams and people need attention this month?

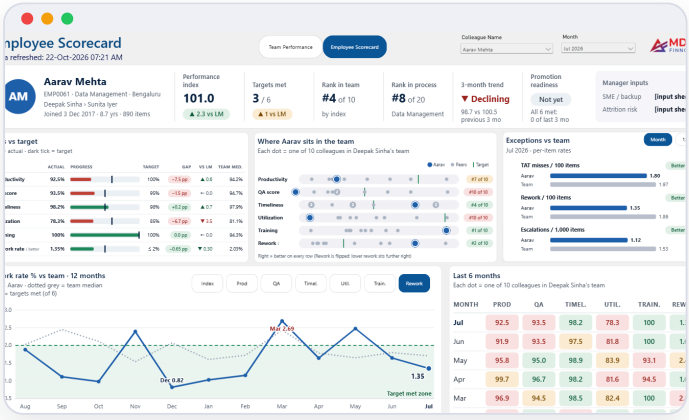

Employee Scorecard

How is each person performing against target?

SERVICE 03 · Excel · VBA · Power Query

Excel Automation & Business Tools

Most businesses already run on Excel. We make it faster and more reliable, with easy data-entry forms, built-in checks that reduce errors, and one-click reports and invoices. No new software for your team to learn.

PORTFOLIO

Student Registration & Fee Management System · for schools, colleges and training institutes

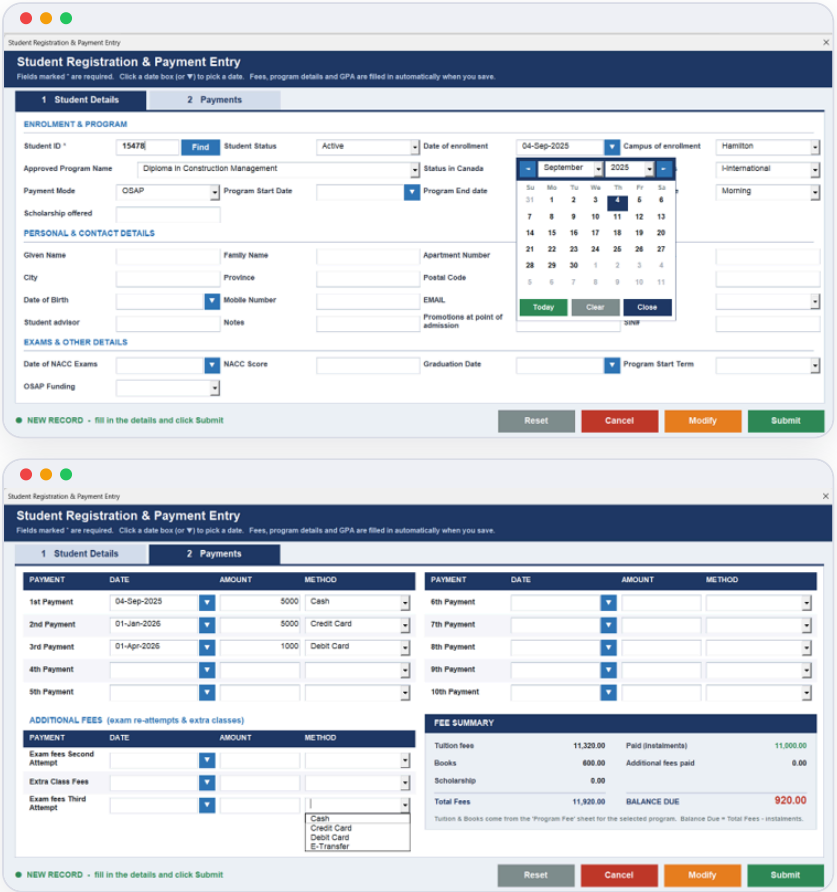

THE MANUAL PROCESS IT REPLACED

- Student details kept in paper registers and scattered sheets
- Fees, scholarships and balances worked out by hand
- Receipts and payment reports prepared one by one

WHAT THE TOOL DOES NOW

- One form with dropdowns and date pickers for every record
- Fees, scholarship and balance calculated automatically
- Up to 10 instalments tracked per student
- Invoices and payment reports in one click
- Find, modify and export any record quickly

What else we build in Excel

MIS & management reports
Hours of monthly reporting turned into a repeatable process.

Billing & invoice generators
GST-ready invoices from your data.

Trackers & registers
Orders, payments, tasks and assets.

Data cleaning & merging
Many files combined into one consistent dataset.

Payroll & attendance
Salary, leave and overtime sheets.

Excel with AI
Auto-categorise, summarise and analyse.

2–3 hrs
saved every day

REAL CLIENT RESULT · CANADA

We built an Excel + AI tool that pulls the client's Microsoft Teams chats and turns them into a ready management report: decisions, action items, owners and due dates. Work that took hours of reading every day now takes one click.

IDEAS FOR YOUR BUSINESS

What we can automate & build for you

A few of the things we can set up, department by department. If your team does it again and again, or waits for it every month, it can most likely be automated.

Finance & Accounts

AUTOMATION	Payment reminders to customers on WhatsApp and email
AUTOMATION	Invoice data captured from email and PDF into Excel or Tally
DASHBOARD	Receivables ageing and collections dashboard
DASHBOARD	Monthly MIS, P&L and cash-flow reports
EXCEL	Bank and ledger reconciliation tools

Sales & Customers

AUTOMATION	New leads saved to your sheet or CRM with instant alerts
AUTOMATION	Automatic follow-up messages to customers
DASHBOARD	Sales against target by product, customer and region
EXCEL	Quotation and order tracker

Production & Operations

AUTOMATION	Daily production report sent to management automatically
DASHBOARD	OEE, output and downtime dashboard
DASHBOARD	Quality, rejection and on-time delivery analysis
EXCEL	Shift-wise and machine-wise reports

Inventory & Purchase

AUTOMATION	Low-stock and reorder alerts
DASHBOARD	Inventory value, ageing and slow-moving stock
DASHBOARD	Supplier on-time and quality scorecard
EXCEL	Purchase order and GRN tracker

HR & Admin

AUTOMATION	Reminders for renewals, documents and birthdays
DASHBOARD	Attendance, overtime and labour cost dashboard
DASHBOARD	Employee and team performance scorecards
EXCEL	Payroll, leave and attendance sheets

CA & Accounting Firms

AUTOMATION	GST, TDS and filing due-date reminders to clients
AUTOMATION	Document collection and follow-up from clients
EXCEL	Bank statement and invoice data extraction to Excel
EXCEL	Client-wise work, status and billing tracker

HOW YOUR BUSINESS BENEFITS

Save hours
Your team stops doing routine work by hand

Fewer errors
No retyping, no broken formulas

Faster decisions
The right numbers, on time, every time

Nothing missed
Follow-ups and deadlines run on autopilot

Grow lean
Handle more work without adding staff

HOW WE WORK

Simple process. Clear results.

1

Discovery call

We understand your process, your data and where time is lost.

2

Plan & quote

Clear scope, timeline and fixed quote before work starts.

3

Build & test

We build the solution and test it on your real data.

4

Go live & support

Handover with a walkthrough, plus support after delivery.

One-time project

Best when you need a specific automation, dashboard or Excel tool built.

- Fixed scope and fixed price
- Delivered with a walkthrough
- Support period after delivery

Ongoing support plan

Best when you want us as your data and automation team, every month.

- We monitor and maintain your systems
- New reports and automations as you grow
- Priority help when you need it

LET'S TALK

What's costing your business time and money?

Tell us about a repetitive task, reporting challenge or process that needs improvement.

Book a Free Discovery Call

We'll understand your current process, identify practical improvements and recommend the right automation, dashboard or Excel solution.

Book your call

Scan the code or tap the button. Prefer to chat? WhatsApp us on +91 93546 74901.

CALL / WHATSAPP
+91 93546 74901

EMAIL
support@mdatafinnovatics.com

WEBSITE
www.mdatafinnovatics.com

BASED IN
Faridabad, Delhi NCR · India

Pradeep Kumar
Founder & Lead Consultant, Mdata Finnovatics

Less manual work. Clearer numbers. Better decisions.